

DVI EXTENDER

User Manual

DVI-Single CAT Extender (50 Meter)

MAX 60 Meter

Bring High-Definition to your life!

DEAR CUSTOMER

Thank you for purchasing our product. To ensure safety and many years' trouble-free operation of the product, please read the manual carefully before using this product.

The pictures and technical parameter involved are only for your reference, As for specific circumstances, please be subject to the actual product.

1.0 INTRODUCTION

The DVI to RJ45 Extender use single cat-5e or cat-6(recommended) cables up to 60 meters instead of DVI cable to transmit high definition signal, for cutting down cost. Long distance transmission of high definition is very difficult because DVI cable is very expensive and infrequent. The Extender is designed to supply for long distance transmission of high definition signal.

2.0 PACKAGING ACCESSORIES:

When first unpacking your extender please check to see if the following items are included:

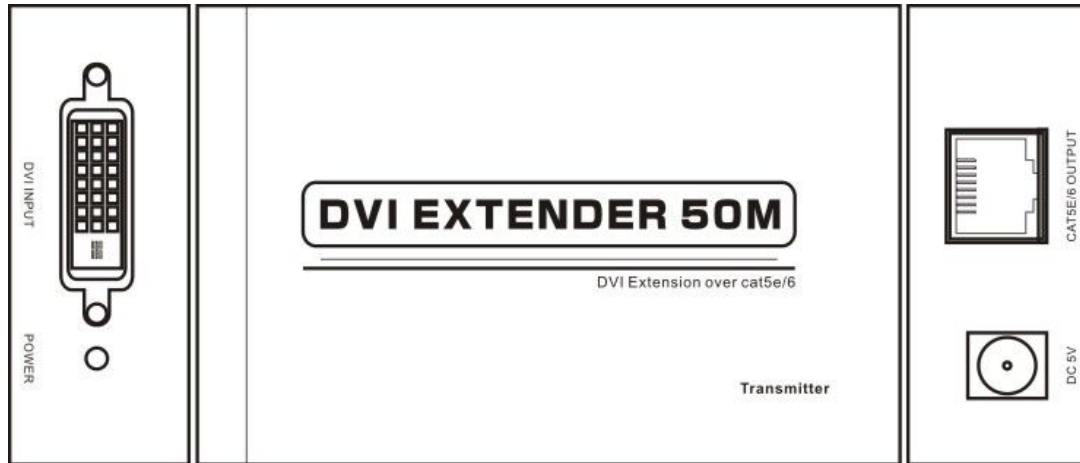
- 1.Power supply-----2 Pcs
- 2.User manual-----1 Pcs
- 3.DVI Transmitter-----1 Pcs
- 4.DVI Receiver-----1 Pcs

3.0 FEATURES

1. HDCP 1.2 protocol compliant
2. Support video input : 24/50/60fs/1080p/1080i/720p/576p/576i/480p/480i
3. Signal transmission :cat5e or cat-6(recommended) cables up to 60 meters instead of DVI cables are connected between TX and RX Extender.
4. Support video output : 24/50/60fs/1080p/1080i/720p/576p/576i/480p/480i
5. Support CEC
6. Audio format support :
DTS-HD/Dolby-trueHD/LPCM7.1/DTS/Dolby-AC3/DSD
7. No loss of quality
8. Installs in minutes
9. Need DC5V/1A power supply

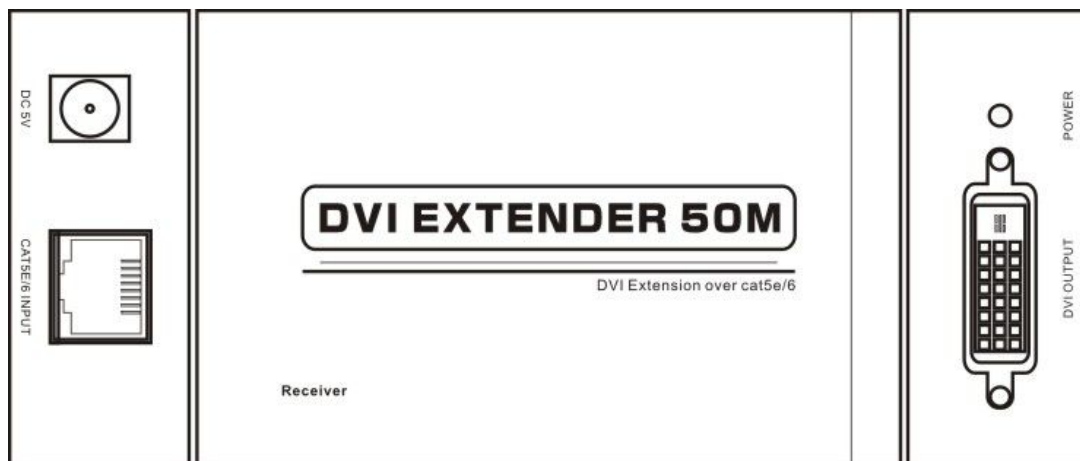
4.0 PANEL DESCRIPTIONS

(4.1DVI EXTENDER Transmitter)



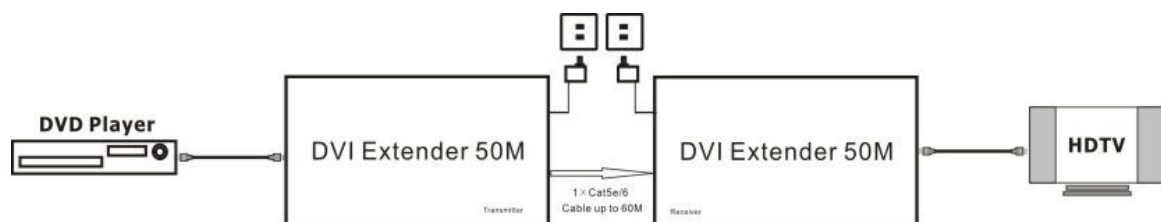
DVI INPUT-----DVI Source
 POWER-----Power Indicator
 DC 5V-----Power input
 CAT5E/6 OUTPUT----- CAT5E/6 Signaling

(DVI EXTENDER Receiver)



DC 5V-----Power input
 CAT5E/6 OUTPUT-----CAT5E/6 Signal reception
 DVI OUTPUT-----DVI Display terminal
 POWER-----Power Indicator

5.0 CONNECT AND OPERATE



6.0 SPECIFICATION

Length of CAT-6 cable between Transmitter and Receiver-----	Up to 60 meters(MAX)
HDMI Input-----	24/50/60fs/1080p/1080i/720p/576p/576i/480p/480i
Support audio format input-----	DTS-HD/Dolby-trueHD/LPCM7.1/DTS/Dolby-AC3/DSD
HDMI Output-----	24/50/60fs/1080p/1080i/720p/576p/576i/480p/480i
Support audio format output-----	LPCM7.1/DTS/Dolby-AC3/DSD
Max bandwidth-----	165MHz
Max baud rate-----	4.95Gbps
Input Video signal -----	0.5~1.5Volts p-p
Output DDC signal-----	5Volts p-p (TT1L)
Input/Output HDMI cable distance-----	≤20m AWG26 HDMI standard cable
Max working current-----	800mA
Power adapter format-----	Input:AC (50HZ, 60HZ) 100V-240V; Output: DC5V/1A
Operating Temperature range-----	(-15 to +55℃)
Operating Humidity range-----	5 to 90%RH (No Condensation)

7.0 INSTALLATION AND PRECAUTIONS

To avoid electric shock , product damage and to protect your safety , please notice the following:

1. Please slowly plug or unplug signal cables and do not often plug , unplug , or shake them.
2. The equipment should not be placed under the sun , rain and damp or unventilated environment.
3. Liquid items should not be placed on the equipment.
4. Do not install the equipment near heat sources such as fire , power , or other amplifiers that produce heat.
5. Do not insert the metal or other objects to the equipment in addition to connecting cables to ports.
6. Do not demolish the equipment by yourself ; it should be maintained by professional maintenance staff.