

3D HDMI SWITCH

User Manual

HDMI 3x1 Switcher

(3D Full HD 1080P)

Bring High-Definition to your life!

Thank you for purchasing our product. To ensure safety and many years' Trouble-free operation of the product, Please read the manual carefully before using this product.

PACKAGING ACCESSORIES

- 1、 HDMI SWITCH: 1Piece
- 2、 5V DC Power Adaptor: 1Piece(Optional)
- 3、 User Manual: 1Piece
- 4、 Remote Control: 1Piece(Optional)

INSTALLATION AND PRECAUTIONS

To avoid electric shock, product damage and to protect your safety, please notice the following:

- 1、 Please slowly plug or unplug signal cables and do not often plug,

- unplug, or shake them.
- 2、 The equipment should not be placed under the sun, rain and damp or unventilated environment.
- 3、 Liquid items should not be placed on the equipment.
- 4、 Do not install the equipment near heat sources such as fire, power, or other amplifiers that produce heat.
- 5、 Do not insert the metal or other objects to the equipment in addition to connecting cables to parts.
- 6、 Do not demolish the equipment by yourself; It should be maintained by professional maintenance staff.

DESCRIPTION OF PRODUCT

HDMI Switch is a product that can switch multi-group HDMI signals to one high definition display device such as HDTV by using manual pushbutton. Doing so can avoid plugging and unplugging cables frequently. It can optimize your home theatre system to the best effect.

FEATURES

- 1、 Switching is done via itself automatically when signal present on the ports.
- 2、 Support HDCP protocol and applicable to source device and high definition display device such as DVD and HDTV which have HDMI ports or digital ports, and are compliant with HDCP protocol.
- 3、 Support high resolutions up to 1920*1200,including 480i/p,576p,720i/p,1080i/p.
- 4、 Support HDMI1.3
- 5、 Extend the transmission distance and improve transmission signal.
- 6、 Compatible with DVI by using HDMI TO DVI adapter.
- 7、 Plug-and-play.

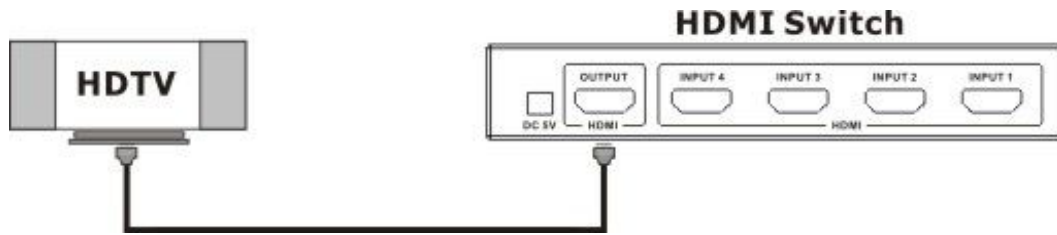
- 8、 Convenient to connect multi-group input signals to display on one HDTV.
- 9、 Save space. Allow several sources to use one high definition display device simultaneously.
- 10、 Metal casing design and overall shielding without signal interference.
- 11、 Select input port by hand freely.
- 12、 LED indicates signal and power mode.
- 13、 Power supply(Please refer to technical parameter)

APPLICATION

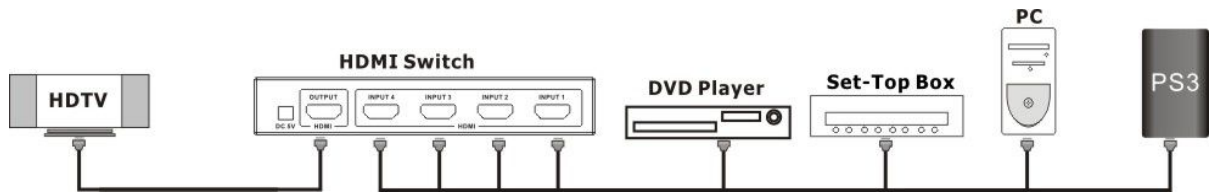
It switches several routes HDMI signals from source device such as DVD, Satellite Receiver, Set-top Box, DV Camera, A/V Receiver and other HDMI enabled device to high definition display device such as HDTV and HDMI Flat Panel Display.

HOW IT WORKS

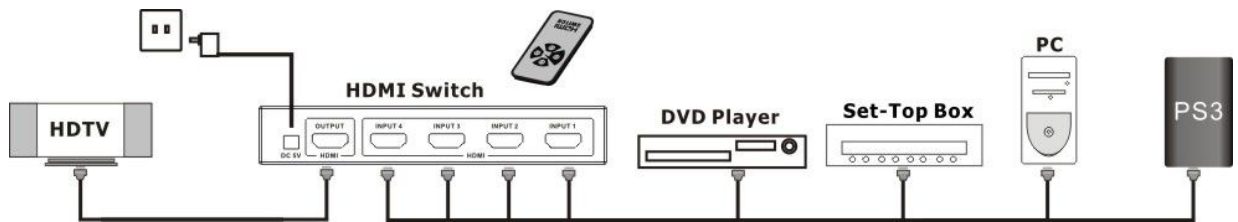
1. Connect high definition display device such as HDTV TO HDMI Switch's output port



2. Connect source device such as DVD and ps3 TO HDMI Switch's input ports.



3. After all the connections have been successfully done and then power on, you can select the information you want to view or listen



Note: When HDMI Switch works, make sure the source device and display device are well connected with cables. In order to make the relevant ports work properly, firstly power on switch, the power on source device.

TECHNICAL PARAMETER IN DETAIL

Product	3X1 HDMI SWITCH
HDMI Source Input Port	3
Display Device Output Port	1
Source Port Connector	19 PIN HDMI(A TYPE)
Display Device Port Connector	19 PIN HDMI(A TYPE)
HDCP Compliant	YES
Source Device Selection	Push Button IR Remote Control
Input Video Signal	0.5-1.0 Volts P-P
Input DDC signal	5 Volts P-P(TTL)
Deep Color	36bit
Single Link Range	1920*1200
HDMI Version	HDMI1.3
Bandwidth	Up to 340Mhz

3D HDMI 3X1 SWITCH

Signal Speed	Up to 10.2Gbps
The length of input cable	PS3≤10M; BLUE DVD≤10M
The length of output cable	≤10M
The cable standard	28AWG HDMI1.3
Vertical Frequency Range	60Hz
Power Consumption(max)	1.5 Watts
Operation Temperature	0°C TO 70°C
Working Voltage	DC 5V
Power Adaptor	5V 1A
Net Weight	132g
Dimension: L×W×H (mm)	100×48×24.5

HDMI 3X1 Product Image

